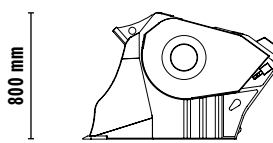



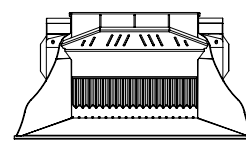
MB-L140 S2

MB[®]
THE CRUSHING EVOLUTION



800 mm


1230 mm



1530 mm

ACCESSORIES

- KIT PIÈCES DÉTACHÉES CONSEILLÉ
- COMPTEUR
- KIT BRUMISATEUR
- GARANTIE 24 MOIS



CARACTÉRISTIQUES TECHNIQUES

MACHINE OPÉRATRICE



≥ 3 ≤ 8 Ton

CAPACITÉ DE CHARGEMENT

0,25 m³

DIMENSIONS BOUCHE

L 740 H 250 mm

RÉGLAGE CONCASSEUR À LA SORTIE

≥ 15 ≤ 60 mm

DIMENSIONS

1230 x 1530 H 800 mm

DÉBIT HUILE

98 l/min.

PRESSION

> 200 bar

CONTRE-PRESSION

< 5 bar

POIDS

0,98 Ton

DOMAINES D'APPLICATION



RECYCLAGE

CHANTIERS
RÉSIDENTIELS DE
TAILLE MOYENNEPETITS
CHANTIERS
COMMERCIAUXPETITES
DÉMOLITIONS

WWW.MBCRUSHER.COM



The data provided above is not binding, as the manufacturer reserves itself the right to make improvements to its products at any time and with no advance notice.
References to excavator weights are approximate and many may be subject to changes.

EN SAVOIR
PLUS

